

## Roto NT PowerHinge

The unique solution for particularly large windows made of timber and timber/aluminium



Roto NT

## Fantastic and only from Roto: NT PowerHinge – the new hinge-side for heavyweight windows


### New: NT PowerHinge – the aesthetic heavyweight in the NT modular system

As a leading hardware manufacturer, we offer you in the shape of the hinge-side NT PowerHinge a unique solution specially for floor-to-ceiling windows and balcony doors made of timber and timber/aluminium, which add an extremely stable and at the same time aesthetic hardware variant to the versatile NT modular system that has been tried and tested millions of times. This new development is in line with the global trend towards increasingly large glass surfaces and significantly heavier sash weights that, for example, are used for energy-saving windows with

multiple glazing. The Roto energy set is suitable for Tilt&Turn models with sash weights of up to 200 kg, which gives it a unique position in the market.

### Open up new dimensions

Do you want your new home to have giant windows that let far more light into your rooms than standard windows, and that give you a generous view to the outside? NT PowerHinge makes it possible and opens up new dimensions for you. If you want to give your living space special accents, the individual hinge color selection offers you an additional attractive visual solution.



### Roto NT PowerHinge

The new slimline hinge-side for Tilt&Turn sashes weighing 200 kg and Turn-Only sashes weighing 300 kg



### At a glance:

- Tilt&Turn sashes up to 200 kg, Turn-Only sashes up to 300 kg
- Max. sash rebate width: 1,600 mm
- Max. sash rebate height: 3,000 mm
- Can be used in conjunction with the Roto NT modular system
- Also as TiltFirst variant (e. g. in public buildings)
- Standard with silver surface, individual colour selection possible

### Retro adjustment

- Lateral adjustment, Tilt&Turn / rebate hinge and pivot rest  $\pm 2$  mm
- Corner hinge height adjustment  $+ 4$  mm /  $- 2$  mm
- Gasket-compression adjustment Tilt&Turn / rebate hinge  $\pm 0.5$  mm

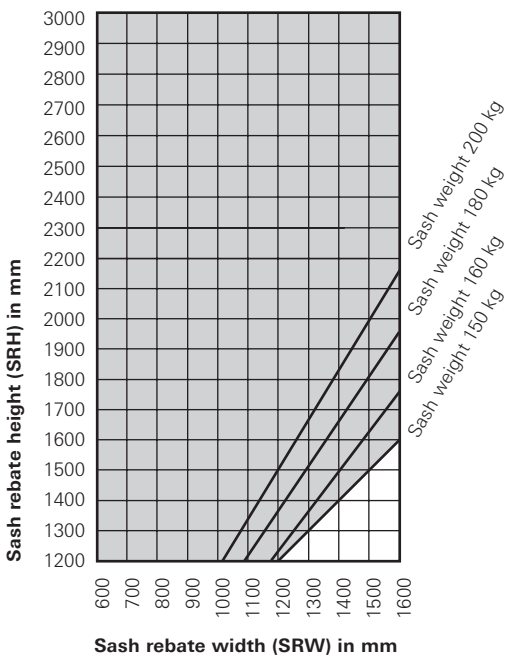


# Roto NT PowerHinge

NEU  
NEW

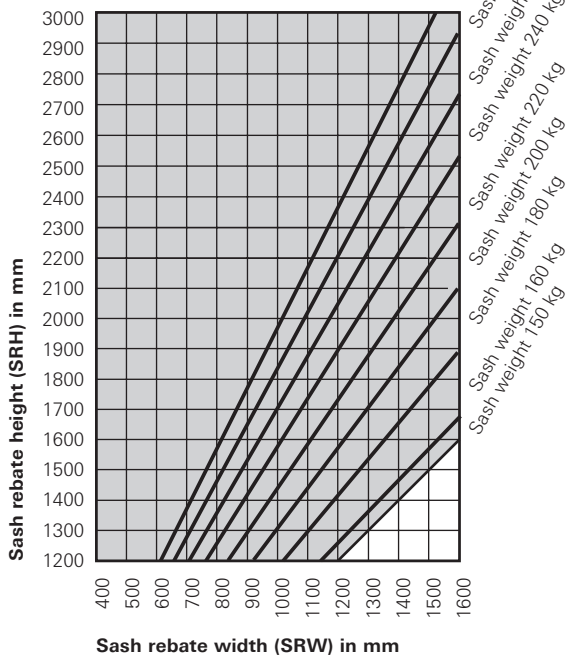
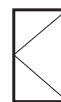
## Application diagram

Hinge-side NT PowerHinge  
Tilt&Turn hardware for  
rectangular windows  
Max. sash weight 200 kg



## Application diagram

Hinge-side NT PowerHinge  
Turn-Only hardware for  
rectangular windows  
Max. sash weight 300 kg



**Roto Frank AG**  
**Window and door technology**

Wilhelm-Frank-Platz 1  
70771 Leinfelden-Echterdingen  
Germany  
Telephone +49 711 7598-0  
Telefax +49 711 7598-253  
info@roto-frank.com  
www.roto-frank.com



**Roto International**

All locations and sales partner details at:  
[www.roto-frank.com](http://www.roto-frank.com)

- |                    |                |               |             |             |
|--------------------|----------------|---------------|-------------|-------------|
| Argentina          | China          | Great Britain | Netherlands | Slovenia    |
| Austria            | Croatia        | Greece        | Poland      | Spain       |
| Belarus            | Czech Republic | Hungary       | Portugal    | Switzerland |
| Belgium            | Estonia        | Italy         | Romania     | Turkey      |
| Bosnia-Herzegovina | France         | Latvia        | Russia      | Ukraine     |
| Chile              | Georgia        | Lithuania     | Serbia      | USA         |
|                    | Germany        | Mexico        | Singapore   |             |